

# How to create a Farm Action Plan



# How to create a Farm Action Plan



Visit My Dashboard and go to the Action Network dialogue box



The screenshot shows the 'beef+lamb' website dashboard. At the top, there is a navigation bar with the logo and the tagline 'BY FARMERS. FOR FARMERS'. Below this is a menu with options like 'Knowledge hub', 'Data & tools', 'Compliance', 'Events', 'News & views', and 'Your levies at work'. The main content area is titled 'My dashboard' and features four cards: 'BIZPLAN', 'Financial KPIs', 'Production KPIs', and 'My favourites'. Each card has a brief description and a 'GO TO' button. Below these cards is the 'Action Network' dialogue box, which includes a dropdown for 'MY GROUP' (set to 'RMPP Invoice Demonstration'), a 'MY ROLE' field (set to 'Farmer'), and three icons for 'GROUP', 'EXTENSION PLAN', and 'ACTION PLAN'. At the bottom of the dialogue box, there is a 'CREATE ANOTHER GROUP' button.

Click on the Extension Plan logo



Note: this function is only available once an Extension Plan has been submitted and approved

Note: the Action Plan logo is greyed out until you've created an Action Plan



Click on the Create Action Plan button

CREATE ACTION PLAN

Note: This feature is disabled for facilitators as they do not need to create an Action Plan

You can only create an Action Plan once the Action Group has an approved Extension Plan

Hint: Use the Action Plan template to prepare your data prior to creating online as some fields are mandatory

The screenshot shows the 'Group Extension Plans' page. At the top, there is a breadcrumb trail: Home > My dashboard > RMPP Demonstration Group > Group Extension Plans. The Action Network logo is on the left, and the page title 'Group Extension Plans' is on the right. Below the title, there are tabs for 'GROUP', 'PLANS', and 'FINANCE'. A 'CREATE EXTENSION PLAN' button is located in the top right corner. The main content area displays two extension plans, EP2 and EP1, each with a table of details. EP2 has a date of 14/03/2018, objective 'Create a robust business plan', and status 'Draft'. EP1 has a date of 13/03/2018, objective 'Make more money', start date 13/03/2018, end date 13/03/2019, and status 'Active'. Below the EP1 table, there is a section titled 'My Action Plan' with a 'CREATE ACTION PLAN' button and a prompt: 'Click Create Action Plan to create your individual Farm Action Plan.'

Home > My dashboard > RMPP Demonstration Group > Group Extension Plans



action network  
Red Meat Profit Partnership

## Group Extension Plans


GROUP PLANS FINANCE

CREATE EXTENSION PLAN

EP2

Date created	Objective	Start date	End date	Status	
14/03/2018	Create a robust business plan	-	-	Draft	 

EP1

Date created	Objective	Start date	End date	Status	
13/03/2018	Make more money	13/03/2018	13/03/2019	Active	

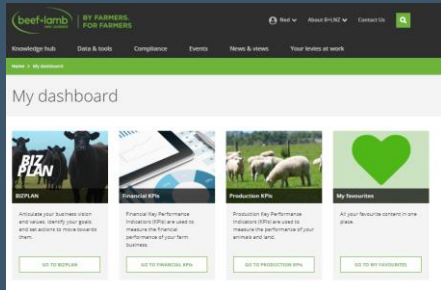
My Action Plan

CREATE ACTION PLAN

Click Create Action Plan to create your individual Farm Action Plan.

# Complete the Action Plan as it relates to your farm business and on-farm activities

Hint: Use the KPI calculators in My dashboard to calculate your Key Performance Indicators



## action network Red Meat Profit Partnership Create an action plan

GROUP PLANS FINANCE FAVOURITES

< Back to all plans

### Group Details

Name: John Black      Goal #1 : This is goal number one  
 Farm name: Black's Farm      Goal #2 : This is goal number two  
 Email address:  
 markjohnstone167+johnblack@gmail.com  
 Contact number: 027 276 3947  
 Group number: 1110

### Farm Business Goal/s

### Key Performance Indicators

Financial year end      Current Financial Year      Previous Financial Year  
 - None -      2018/19      2017/18

#### EBITRm

Previous financial year  
 \$   
 Current financial year - target  
 \$

#### Net Production

Previous financial year  
  
 Current financial year - target

#### Farm operating expenditure ratio

Previous financial year  
 %  
 Current financial year - target  
 %

There is a supporting booklet to help calculate your KPIs. This can be found on the Beef + Lamb New Zealand Knowledge Hub



KPI Booklet Red Meat Profit Partnership | 13

## FARM OPERATING EXPENDITURE (FOE) RATIO



**What is this?**  
A ratio of your Farm Operating Expenditure to your Gross Farm Revenue.

**Why is it important?**

- ▶ How efficient is your business?
- ▶ Are you "buying" production?
- ▶ Is your expenditure on non-production items excessive?
- ▶ Are you spending enough to maintain the business?

**Data inputs:**

- ▶ Farm Operating Expenditure (\$)
- ▶ Gross Farm Revenue (\$)<sup>1</sup>

**What does this tell me?**  
That FOE is \$293,000 or 56% of my Gross Farm Revenue (\$519,000). This is a good indicator of spending efficiency, e.g. am I spending \$1 and making \$2, and hence a measure of how sustainable my farming business is.

**How do I compare?**  
Compare with B+LNZ website: [www.beeflambnz.com/data-tools/benchmark-your-farm](http://www.beeflambnz.com/data-tools/benchmark-your-farm).

**How can I use this?**   
Monitor, manage and compare against similar farm businesses.

**Example**

Farm Operating Expenditure (\$)	293,000	
divided by	+	
Gross Farm Revenue (\$)	519,000	
<b>Farm Operating Expenditure Ratio</b>	=	<b>0.56</b>
multiplied by	×	
	100	
<b>Farm Operating Expenditure Ratio (%)</b>	=	<b>56%</b>

**How can I improve?**

**Top Three Things to Consider**

- 1 Is my FOE ratio higher or lower than comparable farms? Why?
- 2 Am I maintaining the productivity of my farm? Ensure you are spending enough for the long-term sustainability of production.
- 3 Could I improve this ratio by changing livestock type, farm system, upskilling on-farm people etc.?

See the following resources for more information:

**Q** [www.beeflambnz.com/knowledge-hub](http://www.beeflambnz.com/knowledge-hub)

- Measuring progress - KPIs and Benchmarking learning module

**Q** [www.beeflambnz.com/data-tools/benchmark-your-farm](http://www.beeflambnz.com/data-tools/benchmark-your-farm)

- Select your region and farm class

**Definitions**

1. **Farm Operating Expenditure GST-Exclusive:** see definition detail in the Farm Operating Expenditure per effective hectare KPI.
2. **Gross Farm Revenue GST-Exclusive:** see definition detail in the Gross Farm Revenue per effective hectare KPI.

Once the required fields have been filled in, click Create Action Plan

CREATE ACTION PLAN

### Key Performance Indicators

Financial year end

March 31

Current Financial Year

2018/19

Previous Financial Year

2017/18

EBITRm

Previous financial year

\$ 300000

Current financial year - target

\$ 330000

Net Production

Previous financial year

600

Current financial year - target

500

Farm operating expenditure ratio

Previous financial year

120 %

Current financial year - target

89 %

### Actions

You must have at least two but no more than eight Actions to create your Action Plan.

Action	On farm benefit	Due date	ADD
Action one	farm benefit 1	17/07/2018	Completed <input type="checkbox"/> <span>✗</span>
Action 2	farm benefit 2	18/07/2018	Completed <input type="checkbox"/> <span>✗</span>
CREATE ACTION PLAN			

# Your Action Plan will save. You can go back to this page to see both the group Extension Plan and your individual Action Plan



Clicking the pencil icon will allow you to edit your Action Plan at any point



Clicking the eye icon will present a read only view of your Action Plan

beef+lamb new zealand | BY FARMERS. FOR FARMERS

Barney ▾ About B+LNZ ▾ Contact Us 🔍

Knowledge hub | Data & tools | Compliance | Events | News & views | Your levies at work

Home > My dashboard > RMPP Demonstration Group > Group Extension Plans

action network Red Meat Profit Partnership

## Group Extension Plans

GROUP | PLANS | FINANCE

CREATE EXTENSION PLAN

### EP2

Date created	Objective	Start date	End date	Status	
14/03/2018	Create a robust business plan	-	-	Draft	

### EP1

Date created	Objective	Start date	End date	Status	
13/03/2018	Make more money	13/03/2018	13/03/2019	Active	

My Action Plan: AP1

Date created	Start date	End date	
14/03/2018	13/03/2018	13/03/2019	



When you re-enter  
My dashboard the  
Action Plan logo will  
now be available, it  
will direct you back  
to the Plans page,  
including both the  
Extension Plan and  
your Action Plan



beef+lamb | BY FARMERS. FOR FARMERS

Knowledge hub Data & tools Compliance Events News & views Your levies at work

Home > My dashboard

### My dashboard

**BIZPLAN**

Articulate your business vision and values, identify your goals, and set actions to move towards them.

GO TO BIZPLAN

**Financial KPIs**

Financial Key Performance Indicators (KPIs) are used to measure the financial performance of your farm business.

GO TO FINANCIAL KPIs

**Production KPIs**

Production Key Performance Indicators (KPIs) are used to measure the performance of your animals and land.

GO TO PRODUCTION KPIs

**My favourites**

All your favourite content in one place.

GO TO MY FAVOURITES

**action network**  
Red Meat Profit Partnership

MY GROUP: RMPP Invoice Demonstration

MY ROLE: Farmer

GROUP

EXTENSION PLAN

ACTION PLAN

Want to create another Action Network Group?  
Please click the button below:

CREATE ANOTHER GROUP